



MALAYSIAN INVESTMENT DEVELOPMENT AUTHORITY

# INVESTMENT OPPORTUNITIES IN MALAYSIA

## 马来西亚的投资机遇



# Table of Contents 内容

MIDA in Brief 简介

Investment Trends 投资趋势

Policies, Investment Opportunities, Major Incentives 政策、机遇及主要投资优惠

Malaysia's Accolades 马来西亚的国际排名

Why Malaysia 为什么选择马来西亚

# Who Are We? 我们是谁



Established in 1967

under Act of Parliament, 1965

根据1965年国会法，于1967年成立

The principal Malaysian Government agency responsible for the promotion of investments and coordination of industrial development and selected services sectors in the country.

负责促进投资、协调工业发展的主要政府单位

1st point of contact for investors who intend to set up projects in the manufacturing and services sectors in Malaysia.

有意投资马来西亚制造业及服务业的投资者第一个联络点

# MIDA's Functions 马来西亚投资发展局功能简介

## Promotion / 推广

Foreign Direct Investment

外国直接投资

Domestic Investment

国内投资

Manufacturing

制造业

Services

服务业



## Evaluation / 审核

Manufacturing license

制造业执照

Tax incentives for  
manufacturing & services  
activities

税务优惠

Expatriate posts

外籍雇员职位

Duty exemptions

关税减免



## Planning / 计划

Planning for Industrial

Development

工业发展规划

Recommend policies and  
strategies on investment  
promotion and development

为工业发展的政策及策略

建言献策



## Follow-up & Monitoring

跟进/监督

Assist companies in the implementation and operation

协助企业落实与运作投资计划

Facilitate institutions engaged in or connected with industrial  
development

促进工业与相关机构的合作与发展

Advisory Services

咨询服务



## 20 Overseas Centres 全球20个海外办事处



- New York 纽约
- San Jose 圣何塞
- Chicago 芝加哥
- London 伦敦
- Stockholm 斯德哥尔摩
- Munich 慕尼黑
- Frankfurt 法兰克福
- Milan 米兰
- Paris 巴黎
- Dubai 迪拜
- Tokyo 东京
- Osaka 大阪
- Beijing 北京
- Guangzhou 广州
- Shanghai 上海
- Seoul 首尔
- Mumbai 孟买
- Singapore 新加坡
- Taipei 台北
- Sydney 悉尼

## 12 State offices 12个州办事处



## Headquarters KL Sentral, Kuala Lumpur 总部 吉隆坡

### Address:

MIDA Sentral  
No. 5 Jalan Stesen Sentral 5  
KL Sentral  
50470 Kuala Lumpur  
Tel: 03 – 2267 3633  
Fax: 03 – 2274 7970  
[www.mida.gov.my](http://www.mida.gov.my)

- Alor Setar 亚罗士打
- Penang 槟城
- Ipoh 怡保
- Selangor 雪兰莪
- Seremban 芙蓉
- Melaka 马六甲
- Johor Bahru 新山
- Kota Bahru 哥打巴鲁
- Kuala Terengganu 瓜拉丁加奴
- Kuantan 关丹
- Kota Kinabalu 哥打京那巴鲁
- Kuching 古晋

# Total Approved Investment in Q1 2018

## 2018 第一季度 已批准投资额

Projects  
Approved  
已批准投资



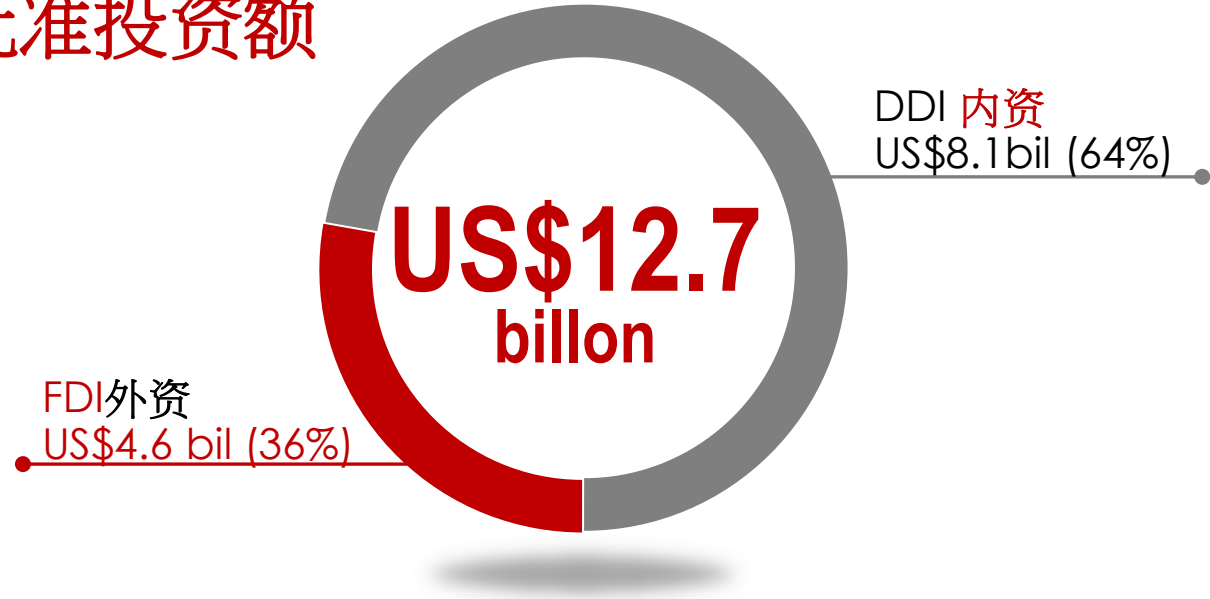
1,127

Employment  
opportunities  
就业机会



36,479

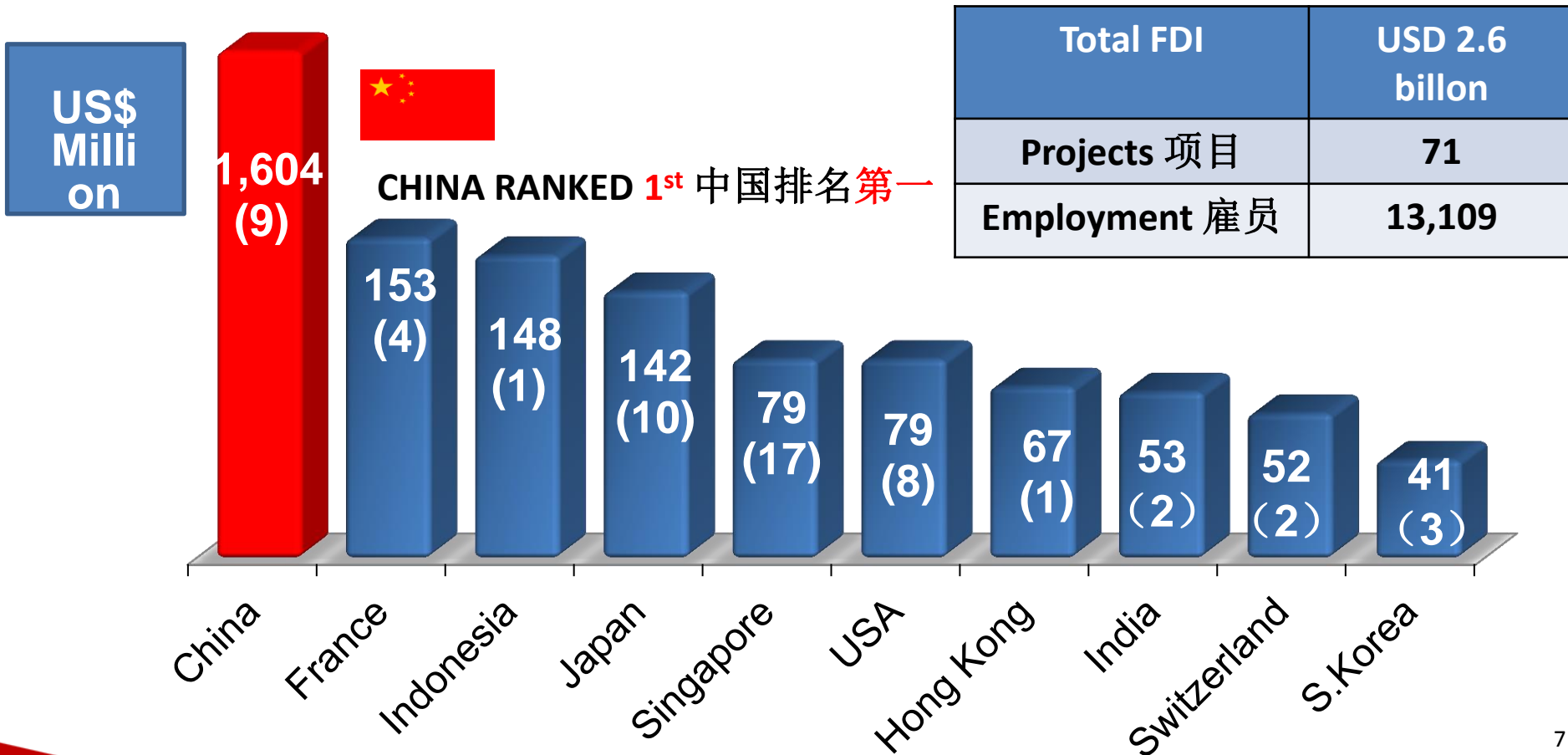
US\$1 : RM3.86



|                      | Project<br>项目 | Employment<br>员工 | Inv. (US\$ bil.)<br>投资额 |
|----------------------|---------------|------------------|-------------------------|
| Manufacturing<br>制造业 | 137           | 16,437           | 3.2                     |
| Services 服务          | 962           | 19,003           | 7.2                     |
| Primary 基础           | 28            | 1,039            | 2.3                     |

# Approved Manufacturing Projects by Major Sources in Q1 2018

## 2018年第一季度 分国别/地区已批准制造业投资项目



## Approved Projects With Foreign Participation By Major Industries, Q1 2018

### 2018年第一季度 分行业已批准制造业投资项

| Industry 行业                            | No. 数量 | Foreign Investment 海外投资 (USD Million) |
|--|--------|---------------------------------------|
| Rubber Products 橡胶制品                   | 2      | 894.6                                 |
| Basic Metal Products 基础金属制品            | 3      | 769.4                                 |
| Chemical & Chemical Products 化学制品      | 7      | 391.6                                 |
| Plastic Products 塑料制品                  | 10     | 135.9                                 |
| Transport Equipment 运输设备               | 7      | 108.7                                 |
| Machinery & Equipment 机械及设备            | 9      | 80.8                                  |
| Non-Metallic Mineral Products 非金属矿产    | 5      | 60.8                                  |
| Food Manufacturing 食品制造                | 5      | 54.4                                  |
| Electronics & Electrical Products 电子电气 | 8      | 39.9                                  |
| Furniture & Fixtures 家具及器具             | 1      | 15.3                                  |





**Investment From  
China&Hong Kong**  
来自中国和香港的投资  
(制造业)



# Approved Manufacturing Projects With Participation From China By Year

## 按年份 来自中国的获准投资制造项目

| Year<br>年份 | No. of Projects<br>项目数量 | Employment<br>雇员 | Investment (USD million)<br>投资额 (百万美元) |
|------------|-------------------------|------------------|--|
| 2012       | 23                      | 3,835            | 646.3                                  |
| 2013       | 22                      | 3,660            | 920.0                                  |
| 2014       | 24                      | 5,534            | 1,357.6                                |
| 2015       | 17                      | 5,127            | 436.4                                  |
| 2016       | 33                      | 10,147           | 1,063.4                                |
| 2017       | 21                      | 4,790            | 949.4                                  |
| Q1 2018    | 9                       | 5,712            | 1,604.4                                |

Source: MIDA

# Approved Manufacturing Projects With Participation From Hong Kong By Year

## 按年份 来自香港的获准投资制造项目

| Year<br>年份 | No. of Projects<br>项目数量 | Employment<br>雇员 | Investment (USD million)<br>投资额 (百万美元) |
|------------|-------------------------|------------------|--|
| 2012       | 43                      | 5,764            | 732.1                                  |
| 2013       | 49                      | 6,505            | 1098.2                                 |
| 2014       | 59                      | 9,217            | 1575.5                                 |
| 2015       | 50                      | 11,435           | 1475.1                                 |
| 2016       | 63                      | 13,379           | 1244.7                                 |
| 2017       | 51                      | 8,212            | 1503.5                                 |
| Q2 2018    | 5                       | 2,843            | 115.7                                  |

# Major Projects Approved in Q1 2018 With Participation From China

## 2018 年第一季度 中国参与的主要项目



Rubber  
Products  
橡胶产品



Basic Metal  
Products  
基础金属制品



Food  
Manufacturing  
食品制造



Plastics  
Products  
塑料制品

Fabricated Metal  
Products  
装配用金属制品



# Major Projects Approved in 2018 With Participation From Hong Kong


## 2018年 香港地区参与的主要项目



Rubber Products  
橡胶制品



Chemical & Chemical Products  
化学制品及化工产品



Paper, Printing & Publishing  
纸张印刷及出版



Machinery & Equipment  
机械及设备

# Approved Manufacturing Projects With Participation From Hong Kong in 2018

## 2018年 来自香港的获准投资制造项目

| number | Company name                              |
|--------|---|
| ➤ 1.   | Prinx Chengshan Tire (Malaysia) Sdn Bhd   |
| ➤ 2.   | TICA Climate Malaysia Solutions Sdn. Bhd. |
| ➤ 3.   | Vinda Malaysia Sdn.Bhd.                   |
| ➤ 4.   | Global Poly Tech Sdn.Bhd                  |
| ➤ 5.   | Southern Nitrous Oxide Sdn. Bhd.          |

# Chinese Companies Operating In Malaysia

## 在马来西亚运营的中国及香港企业



中國銀行  
BANK OF CHINA



中国建设银行  
China Construction Bank



HUAWEI



中国工商银行  
INDUSTRIAL AND COMMERCIAL BANK OF CHINA



中国水电  
SINOHYDRO



廈門大學  
XIAMEN UNIVERSITY



COUNTRY GARDEN 碧桂園



中国电建  
POWERCHINA



信義玻璃



ALLIANCE STEEL  
联合钢铁集团



中国南车



CHERY



新海能源(珠海)有限公司  
NewOcean Energy (Zhuhai) Co., Ltd.



Eastern  
STEEL INDUSTRIES



Jinko Solar  
晶科能源



中国机械进出口(集团)有限公司  
CHINA NATIONAL MACHINERY IMP. & EXP. CORP.



北控水務集團有限公司  
BEIJING ENTERPRISES WATER GROUP LIMITED



怡球集团  
YE CHIU GROUP

LONGI 隆基



旗濱集團  
KIBING



岱銀集團  
D&Y Group



中国水利电力对外公司  
CHINA INTERNATIONAL WATER & ELECTRIC CORP.

ZTE 中兴

# Investment Policies 投资政策

## 100%



### Equity Ownership

Foreigners are allowed to hold 100% equity ownership in the manufacturing and selected services sectors



### 股权结构

在制造业及特定服务业领域，  
外资可**100%**全资投资。



### Repatriation of Income

Freedom to repatriate capital, interest, dividends and profits. No restrictions

### 收入汇出

资金、利息、花红及利润，都  
可以自由汇出，没有限制。



### Employment of Expatriates



- Key posts (posts that are permanently filled by foreigners)
- Term posts (posts that are filled by foreigners for a period of 1-5 years)

### 雇佣外籍员工

- 关键职位（永久给予外籍）
- 时限职位（根据需要，给予外籍**1-5年**的职位）



## Investment Opportunities in the Manufacturing Sector 制造业的投资机遇

**High technology,  
capital intensive  
& knowledge  
driven industries**

高科技、资本密集及知识驱动型  
工业：

Alternative Energy Sources  
(替代能源) Biotechnology  
(生物科技), Advanced materials  
(先进材料), Advanced electronics  
(先进电子), Optics and photonics  
(光纤), Petrochemicals (石化),  
Pharmaceuticals (药品), Medical  
devices (医疗设备), ICT (通讯技术)  
& Aerospace (航空航天)

**Resourced-based industries**

资源基础工业

Oil & Gas (油气), Food & Agro  
based (食品&农基), Value-added  
products from natural resources  
(来自天然资源的附加值产品)

Machinery & equipment  
(机械&设备), Components &  
parts (零部件),  
Moulds and dies (模具)

**Industries manufacturing  
intermediate goods**

中间产品制造业

# Investment Opportunities in the Services Sector

## 服务业的投资机遇



Logistics 物流




Education & training  
教育和职业培训



Regional  
Establishment  
区域性机构



Hotel & Tourism  
酒店及旅游业



Offshore and  
outsourcing  
activities  
离岸和外包活动



ICT services  
通讯技术服务



Environmental  
Management  
环境管理



Medical Tourism  
医疗旅游

# Major Incentives 主要的奖励

Income tax exemption ranging from 70% or 100% for a period of 5 or 10 years

可享有5或10年的70%或100%的公司所得税减免

Pioneer Status

新兴工业地位

60% or 100% on qualifying capital expenditure for 5 years

合格资本支出可享有5年60%或100%的投资赋税减免优惠

Investment Tax Allowance

投资赋税减免

60% on qualifying capital expenditure for 15 consecutive years

继续获得15年合格资本支出60%的投资赋税减免优惠

Reinvestment Allowance

再投资奖励

For raw materials / components and machinery and equipment

原材料、机械及设备

Import Duty Exemption

免进口税

# Malaysia As A Hub For ASEAN 东盟枢纽

7<sup>th</sup> Largest economy 全球第七大经济体  
(4<sup>th</sup> by 2050) (预计在2050年成为第四大经济体)



Population 634 million (2016) 人口6.34亿  
Youth 60% 其中60%为年轻人



GDP \$2.56 trillion  
GDP Growth 增长率: 4.8% (2016)  
4.7% (2017)  
Per capita 人均 \$4,034 (2016)



Total FDI 外资总额 \$98.0 billion (2016)  
Intra ASEAN 东盟内部 \$24.6 billion (25.1%)



Total Trade 贸易总额 \$2.24 trillion (2016)  
Intra ASEAN 东盟内部 23 %



Tourist Arrivals 接待游客人数 113 million (2016)  
Intra ASEAN 东盟游客 46 million



ASEAN Dialogue Partners: 东盟对话伙伴国

- Australia 澳大利亚
- Canada 加拿大
- China 中国
- India 印度
- Japan 日本
- Korea 韩国
- New Zealand 新西兰
- EU 东盟
- Russia 俄罗斯
- USA 美国

# RANKING 国际排名

## 1<sup>st</sup>

Best countries to invest

最佳投资目的国

(BAV Consulting and the Wharton School of the University of Pennsylvania. 2017)

## 5<sup>th</sup>

Most attractive emerging market in the World

全球最佳新兴市场

(Bloomberg 2018)

## 3<sup>rd</sup>

Global offshoring destination

离岸目的国

(A.T. Kearney Global Services Location Index™ 2017)

## 3<sup>rd</sup>

Protecting investors

保护投资者

(World Bank Doing Business 2017 Report)

## 22<sup>nd</sup>

Most competitive economy in overall performance

最具竞争力经济体

(IMD's World Competitiveness Yearbook 2018)

## 23<sup>rd</sup>

Global Competitiveness

全球竞争力

(Global Competitiveness Report (GCR) World Bank 2017 - 2018)



# Why Malaysia?

## 为何选择马来西亚



**Well Developed  
Infrastructure / Connectivity**  
完善的基础设施



**Pro-business Government**  
亲商政府



**Liberal Investment Policies**  
开放的投资政策



**Liberal Business  
Environment**  
自由的商业环境



**Good Track Record**  
良好的记录回溯



**Young, Trainable and  
Educated Labour Force**  
年轻教育优良的劳动力



**Harmonious  
Industrial Relations**  
和谐的工业关系



**Quality of Life**  
优质的生活



**IP Protection**  
知识产权保护



**Political & Economic Stability**  
政治经济稳定

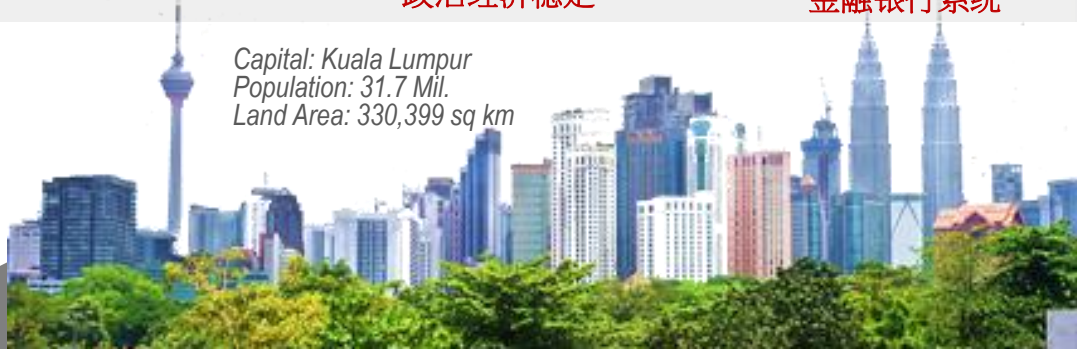


**Stable Banking System**  
金融银行系统



**Strategic Location**  
地域优势

Capital: Kuala Lumpur  
Population: 31.7 Mil.  
Land Area: 330,399 sq km



# Nearest Contact 办事处



**MIDA Guangzhou 广州**

**Mr. Nazuki Abdullah**

主任

中华人民共和国

广东省广州市天河北路**233**号

中信广场办公楼**1804B-05**

**510610**

电话: **(8620) 8752 0739**

传真: **(8620) 8752 0753**

**E-mail: guangzhou@mida.gov.my**

**MIDA Beijing 北京**

**Mr. Zukepli Embong**

主任

中华人民共和国

北京市东三环北路霞光里**18**号

佳程广场**12**层**C**单元

**100600**

电话: **(8610) 8440 0071 / 0072**

传真: **(8610) 8440 0076**

**E-mail: beijing@mida.gov.my**

**MIDA Shanghai 上海**

**Ms. Lim Ming Yee 林玫妤**

主任

中华人民共和国

上海市南京西路**1515**号

静安嘉里中心一座**807-809**

**200040**

电话: **(8621) 6289 4547 / 5928 6335**


传真: **(8621) 6279 4009**

**E-mail: shanghai@mida.gov.my**

# Thank you



**MALAYSIA...** Your Profit Centre in Asia



Malaysia is a vibrant economy. Talk to MIDA and discover how Malaysia can be your Profit Centre in Asia  
For more information, please visit [www.mida.gov.my](http://www.mida.gov.my) or email to [investmalaysia@mida.gov.my](mailto:investmalaysia@mida.gov.my)